





## LED LIGHTING KEYSEEN AND THE WORLD



### GU10 BASE PRODUCT CATALOG

Email: [sales@ledlightingkeyseen.com](mailto:sales@ledlightingkeyseen.com)

[www.ledlightingkeyseen.com](http://www.ledlightingkeyseen.com)


Part Number	Picture	Base Type	LED Qty	Power(W)	Lumens(LM)	Emitting Angle(°)	Working Voltage(V)	Remark
KL-GU10-01-001-03-W		Gu10	1	3	EDISON:130; SEOUL:150; CREE:150	15/30/45/86	AC100-240V	
KL-GU10-02-001-03-W		Gu10	3	3	EDISON:130; SEOUL:150; CREE:150	15/30/45/89	AC100-240V	
KL-GU10-04-003-06-W		Gu10	3	6	EDISON:260; SEOUL:300; CREE:320	15/30/45/92	AC100-240V	
KL-GU10-03-03-03-W		Gu10	3	3	EDISON:230; SEOUL:260; CREE:260	15/30/45/95	AC100-240V	

## LED LIGHTING KEYSEEN AND THE WORLD



### GU10 BASE PRODUCT CATALOG

Email: [sales@ledlightingkeyseen.com](mailto:sales@ledlightingkeyseen.com)  
[www.ledlightingkeyseen.com](http://www.ledlightingkeyseen.com)

Part Number	Picture	Base Type	LED Qty	Power(W)	Lumens(LM)	Emitting Angle(°)	Working Voltage(V)	Remark
KL-GU10-05-003-09-W		Gu10	3	9	EDISON:360; SEOUL:400; CREE:420	15/30/45/98	AC100-240V	